

JUKI®

TL-98 QE

1-Needle Lockstitch Sewing Machine
for Quilting and Home Décor



Easy Bobbin Replacement



Quilting Foot / Drop Feed



Knee Lifter Lever




User Friendly Features for High Quality Quilting and Sewing

Easy Bobbin Replacement



A new bobbin case latch and an enlarged bobbin case area make it easier to remove and replace the bobbin.

Quilting Foot / Drop Feed



The quilting feet are designed for free motion quilting and free-hand embroidery. 1/4 Quilting feet is supplied as standard accessories with the machine. The feed dog can be raised and lowered simply by depressing a switch. When quilting, the drop feed allows you to sew curved stitches with ease.

Knee Lifter Lever



The knee lifter lever allows you to lift/lower the presser foot without using your hands. The presser foot can be raised as high as 12mm, so that heavy weight materials or piecing materials are easily handled in and out of the sewing area.

Predetermined Stop Position of the Needle



When you stop sewing, the machine will come to an accurate stop with the needle down. To move the needle up or down as desired, simply press the needle up/down button. When the button is pressed continuously, the machine sews stitch by stitch at low speed.

Thread Tension Scale



The machine is provided with the thread tension scale, which allows you to adjust the tension according to the thread and material to be used.

Heavy-Weight Materials are sewn with Ease



The speed control mechanism, operated by microcomputer, allows the machine to sew materials at low speeds. This provides for accurate feed and perfect stitching when sewing heavy weight fabrics, quilting and multiple layers of materials.

Industrial Machine Engineering

The arm and bed of the TL-98QE are constructed of aluminum die-casting. This tough body lowers vibration while sewing and ensures high quality stitching. Since the TL-98QE has many industrial sewing machine features, it is possible to attach several types of industrial presser feet. (For more details, please contact the dealer near you.)

The Machine is Light-Weight and Portable

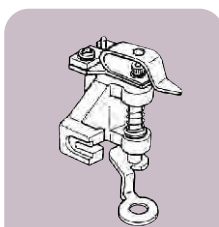
This portable, lightweight machine is easy to transport and can be carried wherever you desire.

TL-98 QE

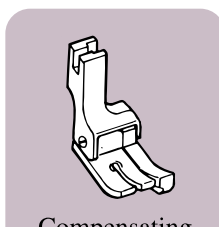
User Friendly Features for High Quality Quilting and Sewing



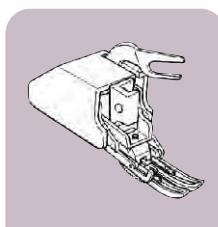
Standard Accessory Parts



1/4 Quilting foot
A9811-E98-BA0



Compensating presser foot
A5140-E98-2A0



Even feed foot
A9150-E98-ZA0A

SPECIFICATIONS

Item	Specifications
Sewing Speed	Max.1,500r.p.m
Stitch Length	Max.6mm
Lift of the presser foot	By lever Max.9mm, by knee lifter Max.12mm
Needle	(HLx5#9~#16)
Dimensions	452 (W) x 350 (H) x 219 (D) (mm)
Weight (machine only)	11.3Kg
Rated voltage / power consumption	120V/1.4A, 100W
Power consumption of the lamp	12V, 3W
Hook	Horizontal-axis full-rotary hook



Safety Instruction

To ensure proper and safe use of the machine, be sure to carefully read the "Instruction Manual" before operating the unit.

JUKI®

JUKI CORPORATION
Household Sewing Machine Division
8-2-1 Kokuryo-cho, Chofu-shi, Tokyo
182-8655, Japan
TEL:81-3-3480-5034 FAX:81-3-3480-5037
http://www.juki.co.jp
E-mail:hsm@juki.co.jp

JUKI UNION SPECIAL, INC.
8500 N.W. 17TH STREET SUITE 100,
MIAMI, FL 33126-1008, U.S.A.
TEL:1-305-594-0059 FAX:1-305-594-0720
http://www.juki.com
E-mail:home@juki.com

JUKI CORPORATION holds the rights to change technical specifications without prior notice. 0000 (SI)