

JUKI®


1-needle, Unison-feed, Lockstitch Machine
with a Vertical-axis Large Hook and an Automatic Thread Trimmer
(needle thread roll-in and shorter-thread remaining type)

[Gauge for standard]

LU-1520N-7

[Gauge for LU-2200]

LU-1521N-7



LU-1520N-7-08BAA/XC-E500

Instantaneous change-over device for the alternate vertical
movement amount: **DL device**


Bobbin thread remaining amount detecting device: **AE-10**

Control panel: **XC-E500**

Options

Excellent operability and maintainability.

- The stitch length can be easily selected with the stitch dial. The machine's enhanced operability features include placement of the bobbin thread winder on the front face of the machine arm, a large handwheel (φ160mm) and an easy-to-use reverse stitch lever.
- A walking foot mechanism is built into the machine arm to prevent oil from scattering.




AC servomotor/controller SC-380

- The SC-380 is provided with many different standard functions, including speed-control, soft-start, automatic reverse stitching with the specified number of stitches, constant-dimension stitching, and overlapped (multi-layered) stitching. These functions ensure sewing performance optimally suited to the material and process.



Control panel that improves functions of the sewing machine (optional)

- The XC-E500 is provided with program sewing and a host of other functions that contribute to increased efficiency.



XC-E500

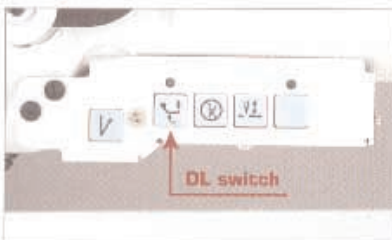
OPTIONS

- **Instantaneous change-over device for the alternate vertical movement amount: DL21 (F kit)**

Part No.: GDL-21000FA0

The DL device can be used to instantaneously maximize the alternate vertical movement amount. This device is useful, in particular, in processes for sewing products with many multi-layered parts.

The machine is provided with both a hand switch and knee switch.



- **Bobbin thread remaining amount detecting device: AE-10 (Kit A)**

Part No.: GAE-10000AA0

The bobbin thread remaining amount detecting device warns the operator with a buzzing sound and lamp indication of the time for bobbin thread replacement. This allows the operator to concentrate on sewing work without concern for the remaining amount of bobbin thread.

Since the device directly detects the bobbin thread amount remaining, cumbersome setting is no longer required regardless of the material, thread and process.



GAUGE

Application	Part name	Part No.	Remarks
Gauge for light-weight materials	Feed dog	213-99209	Width 4.5mm, Needle hole φ2.2
	Throat plate	213-99605	With no knurl on the top face, groove width 5.0mm
Toothed gauge	Walking foot	B1470-562-BA0	Width 13mm
	Presser foot	B1525-562-BA0	Width 4.5mm, Needle hole φ2.2 (with groove)

Thread picking is no longer required at the beginning and end of sewing. This is a high-performance machine that is ideally suited to the sewing of car seats.

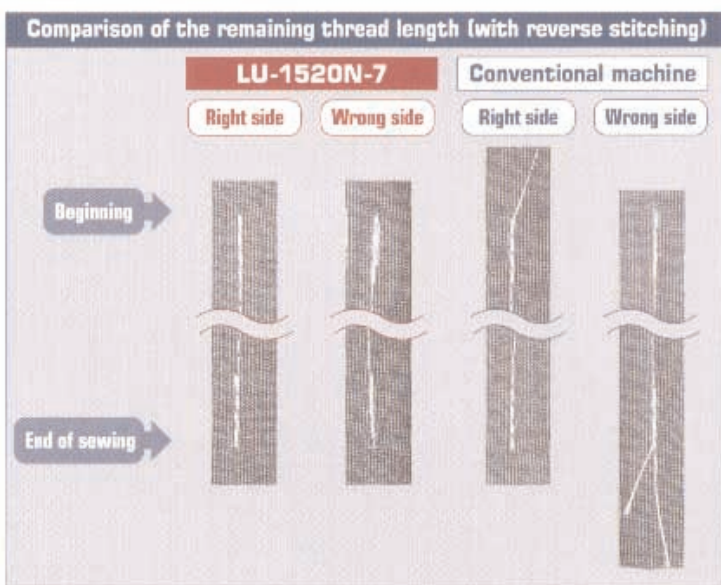
Thread picking work that has traditionally been required by conventional machines can now be virtually eliminated, thereby drastically increasing productivity.

In addition, jut-out thread problems or accidents in which the material is damaged by scissors during sewing can be prevented.

The machine contributes to reduced cost and upgraded quality in the sewing of car seats.

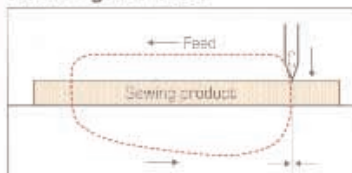
Thread picking is no longer required at the beginning and end of sewing.

- The remaining length of thread at the end of sewing is substantially shortened to approximately 5mm. The machine cuts thread as thick as #5 without fail.
- Even if the needle thread is clamped under the presser foot or walking foot, the machine draws the needle thread onto the underside of the material without fail, leaving no exposed thread on the right side. The needle thread drawn onto the underside of the material can be sewn under the seam.
- The end-of-sewing thread is kept in the seam allowance both at the beginning and end of sewing and does not jut out from the material edge. This function eliminates the need for thread picking. The operator is able to concentrate on sewing work without having to perform thread picking work, thereby dramatically increasing productivity. The frequency of scissor use by the operator is significantly reduced, thereby preventing accidents in which the scissors damage the material.

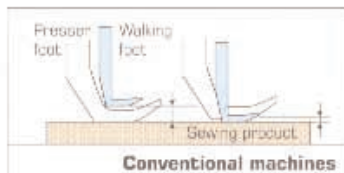


Consistent seam quality.

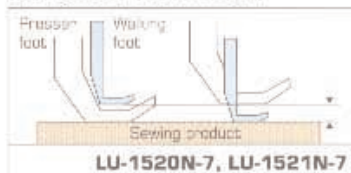
Rectangular feed



- Compared with the elliptical feed, the rectangular feed helps reduce gathered stitches.



Alternating vertical movement mechanism



- The newly developed made of highly rigid rectangular feed guarantees outstanding feed performance. In addition, the ratio between the alternating vertical movements of the walking foot and presser foot remains unchanged even when the material thickness changes. With this feature, the machine sews multi-layered parts of the material consistently and without stitch gathering.
- The vertical stroke of the presser foot and walking foot (amount of alternating vertical movement) can be easily changed with the large dial mounted on the top of the machine head. The sewing speed is automatically regulated based on the vertical stroke setting. This ensures ideal sewing conditions at all times.
- The machine is equipped as standard with a mechanism to correct uneven material feed by making-micro adjustments to the bottom-feed.

SPECIFICATIONS

Model name	LU-1520N-7 LU-1521N-7
Max. sewing speed	3,000rpm
Max. stitch length	9mm (Normal/Reverse feed)
Needle bar stroke	38mm
Lift of the presser foot	By hand: 9mm / Auto: 16mm
Auto-lifter	Provided as standard (Pneumatic auto-lifter: AK124B)
Thread take-up	Slide type
Alternating vertical movement	1~6.5mm
Dial for adjustment of alternating vertical movement	Provided as standard
Amount of thread remaining	5mm* *It varies depending on the sewing conditions.
Needle thread roll-in device	Provided as standard
Bottom-feed micro-adjustment mechanism	Provided as standard
Hook	Vertical-axis double-capacity hook
Needle (at the time of delivery)	135×17 (Nm160) Nm125~Nm180 or DP×17(#23) #18~#24
Thread	#30~#5, B4B~B13B, Nm=60/3~20/3
Needle thread tension box	Dual-tension method
Pitch changing method	By dial
Bobbin thread winder	Built on the machine head
Safety mechanism	Provided as standard
Automatic reverse feed function	Provided as standard
Lubrication	Automatic
Lubricating oil	JUKI New Defrix Oil No.2 (equivalent to ISO VG32)
Distance from needle to machine arm	255mm
Bed size	517mm×178mm
Weight of the machine head	49.5kg
Compressed air and air consumption	0.5MPa (5kgf/cm ²) · 0.3N ₂ /min
Power requirement	Single-phase 100~120V, 220~240V 3-phase 200~220V, 220~240V

WHEN YOU PLACE ORDERS

Please note when placing orders, that the model name should be written as follows:

LU152 **N70BB**

Specification	Code
Gauge for Standard	0
Gauge for LU-2200	1

Pneumatic auto-lifter	Code
Pedal switch type (AK124B)	B

DL device	Code
Not provided	Z
Provided	A

Option	Code
Not provided	Z
AE-10 (Bobbin thread remaining amount detecting device)	A

IPSC box/control panel for SCI

SC380- -

PSC box		Code
For General Export	Single-phase 220~240V	07
	3-phase 200~220V	11
For JUS(A)*	Single-phase 110~120V	37
	3-phase 220~240V	38
For CE	Single-phase 220~240V	34

Control panel	Code
Not provided	0000
Control panel display language: English Instruction manual comes in three different languages.	E500B
Control panel display language: English, Instruction manual comes in five different languages.	E500C

*JUS: North America and Central and South America

(Motor for SCI)

M

Motor		Code
For General Export	Single-phase 200~240V	60
	3-phase	
For JUS(A)*	Single-phase 100~120V	61
	3-phase 200~240V	62
For CE	Single-phase 200~240V	63

*JUS: North America and Central and South America

● To order, please contact your nearest JUKI distributor



JUKI CORPORATION HEAD OFFICE
The manufacturer, manufacturer's representative and controller of the industrial and domestic sewing machines and parts of the products, in which the manufacturer's name is contained.
The responsibility of the design and construction, and the receipt of the manufacturer's approval, shall be taken by the manufacturer. The manufacturer shall be responsible for the design and construction of the products, and the manufacturer shall be responsible for the design and construction of the products, and the manufacturer shall be responsible for the design and construction of the products.

JUKI®

JUKI CORPORATION
INTERNATIONAL SALES H.Q.

8-2-1, KOKURYO-CHO, CHOFU-SHI,
TOKYO 182-8655, JAPAN
PHONE: (81) 3-3430-4001~4
FAX: (81) 3-3430-4908-4914
TELEX: J22967
http://www.juki.com

* Specifications and appearance are subject to change without prior notice for improvement.
* Read the instruction manual before putting the machine into service to ensure safety.
* This catalog is printed on recycled paper.