

JUKI®

Super-high-speed, Overlock / Safety Stitch Machine

MO-6900S Series



MO-6914S

MO-6900S Series

High-quality machine with easier operation and increased reliability.

The MO-6900S Series is a new and powerful overlock/safety stitch machine that has been developed to offer increased reliability and ease-of-use, while upgrading seam quality at higher sewing speeds. It responds to a wider range of materials and processes to finish high-quality soft-feeling seams. With the operating noise having been reduced and increased durability ensured, the cost-effective MO-6900S Series is a leading machine in the new era.



MO-6904S




MO-6916S

● **The machine ensures both beautiful and upgraded seam quality at higher speeds.**

Since the machine comes with a needle-thread take-up mechanism as well as a looper thread take-up mechanism, to offer upgraded responsiveness from light- to heavy-weight materials with a lower applied tension, it achieves well-tensed soft-feeling seams that flexibly correspond to the elasticity of the material at the maximum sewing speed of 8,000 to 8,500rpm. The machine also comes standard with a silicon oil lubricating unit for smoothening the performance of the needle thread and needle tip so as to prevent possible sewing troubles.




● **Runstitching in general fabric**
MO-6914S-BE6-307




● **The machine has been developed with the intention of providing an extended service life.**

The machine incorporates various mechanisms as standard, such as a differential-feed micro-adjustment mechanism and an external adjustment mechanism for adjusting the feed dog inclination as well as increasing the differential-feed ratio, which can be easily adjusted to finish seams that perfectly match the material to be used. Comfortable operation is all but guaranteed, by a wider area around the needle entry, the adoption as standard of a micro-lifter feature that helps reduce operator fatigue, and by the reduction of operating noise and vibration, which has been achieved by designing an optimally balanced machine.




Differential-feed micro-adjustment mechanism



Micro-lifter

● **Further increased reliability**

The introduction of a shield-structured needle bar mechanism and upper and lower needle bar bushings, contributes to increased durability and reliability. Additionally, the machine incorporates an improved feed mechanism and upper looper unit as well as coming standard with a cartridge type oil filter and cooling fan, thereby ensuring enhanced reliability.




Upper needle bar bushing

Lower needle bar bushing

● **Devices intended for conventional JUKI machines are also interchangeable.**

Gauges and devices you have used with your existing JUKI machines are also interchangeable with no additional machining required (excluding the LB Series). This eliminates both the waste of resources and unwanted extra costs.



SUBCLASS MACHINE LIST

Stroma	Model No.	Material	Number of needles	Number of threads	Needle gauge (mm)	Overlapping width (mm)	Number of feet (cls) (cls)	Max. stitch length (mm)	Bottom differential feed ratio	Presser foot (no. and type)	Needle system	Max. sewing speed (rpm)	Remarks
--------	-----------	----------	-------------------	-------------------	-------------------	------------------------	----------------------------	-------------------------	--------------------------------	-----------------------------	---------------	-------------------------	---------

<1-needle overlock>

For runstitching in general fabric



	MO-6904S-0D4-300	L~M	1	3	—	3.2	2	4	1:0.7~1:2	7	DC×27 #11	8,500	For soft-chains
	MO-6904S-0E4-300		1	3	—	4.0	2	4	1:0.7~1:2	7	DC×27 #11	8,500	
	MO-6904S-0F4-300		1	3	—	4.8	2	4	1:0.7~1:2	7	DC×27 #11	8,000	
	MO-6904S-0D6-300		1	3	—	3.2	3	4	1:0.7~1:2	7	DC×27 #11	8,500	
	MO-6904S-0E6-300		1	3	—	4.0	3	4	1:0.7~1:2	7	DC×27 #11	8,500	
	MO-6904S-0F6-300		1	3	—	4.8	3	4	1:0.7~1:2	7	DC×27 #11	8,000	
	MO-6904S-0D4-3F0		1	3	—	3.2	2	4	1:0.7~1:2	7	DC×27 #11	8,500	
	MO-6904S-0E4-3F0		1	3	—	4.0	2	4	1:0.7~1:2	7	DC×27 #11	8,500	
	MO-6904S-0D6-3F0		1	3	—	3.2	3	4	1:0.7~1:2	7	DC×27 #11	8,500	
	MO-6904S-0D4-3F6		1	3	—	3.2	2	4	1:0.7~1:2	7	DC×27 #11	8,500	
	MO-6904S-0E4-4FH	M~H	1	3	—	4.0	2	4	1:0.7~1:2	7	DC×27 #11	7,500	For soft-chains Upper looper extra high throw type
	MO-6904S-0E4-40H		1	3	—	4.0	2	4	1:0.7~1:2	7	DC×27 #11	7,500	Upper looper extra high throw type
	MO-6904S-0E6-40H		1	3	—	4.0	3	4	1:0.7~1:2	7	DC×27 #11	7,500	
	MO-6904S-0F6-500		1	3	—	4.8	3	4	1:0.7~1:2	7	DC×27 #14	8,000	
	MO-6904S-0F6-50H		1	3	—	4.8	3	4	1:0.7~1:2	7	DC×27 #14	7,500	Upper looper extra high throw type

For blind hemming ★L121: Blind stitch hemming attachment



	MO-6905S-0E4-41H/ L121	M~H	1	3	—	4.0	2	4	1:0.7~1:2	5.5	DC×27 #9	7,500	Upper looper extra high throw type
--	---------------------------	-----	---	---	---	-----	---	---	-----------	-----	----------	-------	---------------------------------------

For rolled hemming (folded downward)



	MO-6904S-0A4-150	EL~L	1	3	—	1.6	2	4	1:0.7~1:2	5	DC×1 #8	8,500	
	MO-6904S-0A5-150		1	3	—	1.6	1	4	1:0.7~1:2	5	DC×1 #8	8,500	

<2-needle overlock>

For runstitching in general fabric



	MO-6914S-BD4-307	L~M	2	4	2.0	3.2	2	4	1:0.7~1:2	6.5	DC×27 #11	8,000		
	MO-6914S-BE4-307		2	4	2.0	4.0	2	4	1:0.7~1:2	6.5	DC×27 #11	8,000		
	MO-6914S-BD6-307		2	4	2.0	3.2	3	4	1:0.7~1:2	6.5	DC×27 #11	8,000		
	MO-6914S-BE6-307		2	4	2.0	4.0	3	4	1:0.7~1:2	6.5	DC×27 #11	8,000		
	MO-6914S-BE6-20H		2	4	2.0	4.0	3	4	1:0.7~1:2	6.5	DC×27 #11	7,500		
	MO-6914S-BE4-40H	M~H	2	4	2.0	4.0	2	4	1:0.7~1:2	6.5	DC×27 #11	7,500	Upper looper extra high throw type	
	MO-6914S-BE6-40H		2	4	2.0	4.0	3	4	1:0.7~1:2	6.5	DC×27 #11	7,500		
	MO-6912S-CE4-40H		2	4	2.4	4.0	2	4	1:0.7~1:2	6.5	DC×27 #11	7,500		
	MO-6912S-DF6-507		2	4	3.2	4.8	3	4	1:0.7~1:2	6.5	DC×27 #14	7,500		For imitation safety-stitching
	MO-6912S-DF6-50F		2	4	3.2	4.8	3	4	1:0.7~1:2	6.5	DC×27 #14	7,500		

For gathering ★S162: Swing-type gathering device (manual-lever operated)



	MO-6914S-BE6-327/ S162	L~M	2	4	2.0	4.0	3	3.2	1:0.9~1:2.6	6	DC×27 #11	7,000	
--	---------------------------	-----	---	---	-----	-----	---	-----	-------------	---	-----------	-------	--

For tape attaching ★G02, G39: Tape attaching presser foot ★Q141: Tape guide



	MO-6914S-BE6-44H/ G39/Q141	M~H	2	4	2.0	4.0	3	3.2	1:0.9~1:2.6	7	DC×27 #14	7,000	Upper looper extra high throw type
	MO-6914S-BE7-44H/ G02/Q141		2	4	2.0	4.0	4	3.2	1:0.9~1:2.6	7	DC×27 #14	7,000	

Series	Model No.	Materials	Number of needles	Number of threads	Needle gauge (mm)	Overlapping with (mm)	Number of feet/dog rows	Max. stitch length (mm)	Bottom differential feed ratio	Presser (ft)g amount (mm)	Needle system	Max. sewing speed (rpm)	Remarks
--------	-----------	-----------	-------------------	-------------------	-------------------	-----------------------	-------------------------	-------------------------	--------------------------------	---------------------------	---------------	-------------------------	---------

<Safety stitching>

● For runstitching in general fabric



	MO-6916S-DD6-300	L~M	2	5	3.2	3.2	3	4	1:0.7~1:2	7	DC×27 #11	8,000	For soft-chains
	MO-6916S-DD6-3F0		2	5	3.2	3.2	3	4	1:0.7~1:2	7	DC×27 #11	8,000	
	MO-6916S-DE4-300		2	5	3.2	4.0	2	4	1:0.7~1:2	7	DC×27 #11	8,000	
	MO-6916S-DE6-300		2	5	3.2	4.0	3	4	1:0.7~1:2	7	DC×27 #11	8,000	
	MO-6916S-FF6-300		2	5	4.8	4.8	3	4	1:0.7~1:2	7	DC×27 #11	8,000	
	MO-6916S-BE4-40H	M~H	2	5	2.0	4.0	2	4	1:0.7~1:2	7	DC×27 #11	7,500	Upper looper extra high throw type
	MO-6916S-DE4-40H		2	5	3.2	4.0	2	4	1:0.7~1:2	7	DC×27 #11	7,500	
	MO-6916S-DE6-40H		2	5	3.2	4.0	3	4	1:0.7~1:2	7	DC×27 #11	7,500	
	MO-6916S-FF6-40H		2	5	4.8	4.8	3	4	1:0.7~1:2	7	DC×27 #11	7,500	
	MO-6916S-DD6-500		2	5	3.2	3.2	3	4	1:0.7~1:2	7	DC×27 #16	8,000	
	MO-6916S-FF6-500		2	5	4.8	4.8	3	4	1:0.7~1:2	7	DC×27 #16	8,000	
	MO-6916S-FF6-50H		2	5	4.8	4.8	3	4	1:0.7~1:2	6.5	DC×27 #16	7,500	
	MO-6916S-FH6-50H		2	5	4.8	6.4	3	4	1:0.7~1:2	6.5	DC×27 #16	7,500	
	MO-6916S-FF6-60H		2	5	4.8	4.8	3	4.5	1:0.9~1:1.7	5	DC×27 #21	7,000	
MO-6916S-FH6-60H	2		5	4.8	6.4	3	4.5	1:0.9~1:1.7	5	DC×27 #21	7,000		

● For gathering ★S159: Swing-type gathering device (interlocked with pedal) ★S161: Swing-type gathering device (manual-lever operated)



	MO-6916S-FF6-42H/S159	M~H	2	5	4.8	4.8	3	3.2	1:0.9~1:2.6	6	DC×27 #14	7,000	Upper looper extra high throw type
	MO-6916S-DE4-42H/S161		2	5	3.2	4.0	2	3.2	1:0.9~1:2.6	6	DC×27 #11	7,000	

● For rolling-in tape ★N077: Clean finish top and bottom



	MO-6945S-ED4-360/N077	L~M	2	4	4.0	3.2	2	4	1:0.7~1:2	5	DC×27 #14	7,000	2-needle type for double-chainstitch on pocket bags
--	-----------------------	-----	---	---	-----	-----	---	---	-----------	---	-----------	-------	---

<3-needle safety stitching>



	MO-6943S-1D6-40H	M~H	3	6	4.8 +2.0	3.2	3	4	1:0.7~1:2	6.5	DC×27 #11	7,500	Upper looper extra high throw type
--	------------------	-----	---	---	-------------	-----	---	---	-----------	-----	-----------	-------	------------------------------------

SUBCLASS

Diversified subclass machines are available. The selection of a machine that best matches the processes in concern are permitted.



● Blind hemming
MO-6905S-0E4-41H/L121
(L121: Blind stitch hemming attachment)



● For gathering
MO-6914S-BE6-327/S162
(S162: Swing-type gathering device)



● For rolling-in tape
MO-6945S-ED4-360/N077
(N077: Clean finish top and bottom)

DEVICES AND ATTACHMENTS

Model	Part No.	Description	
Chain-off thread trimming device			
T039	MAT-039001A0	One-touch type tape cutter and chain-off thread trimming device (electromagnetic type)	For 110, 115, 220, 240V
	MAT-039002A0		For 220, 380, 415, 440V
T040	MAT-040001A0	Automatic tape cutter + chain-off thread trimming device	For 110, 115, 220, 240V
	MAT-040002A0		For 220, 380, 415, 440V
	MAT-040001AA	Number-off-stitch control and electro-magnetic type	For 110, 115, 220, 240V
	MAT-040002AA		For 220, 380, 415, 440V
T041	MAT-041000ADA	Pneumatic flat cutter	
T042	MAT-0420000A0	Pneumatic side cutter	

Blower-type chain-off thread suction device	MC-7A	Blower-type chain-off thread suction device + cloth chips
--	-------	---

Pneumatic chain-off thread suction device		
MC-4	—	Specific to chain-off thread, pedal-operated
MC-5	—	Specific to chain-off thread
MC-8	—	Pneumatic chain-off thread + cloth chips
MC-9	—	Function of MC-8 + auto-lifter
MC-24	—	Pneumatic chain-off thread + cloth chips

*The aforementioned devices are not equipped with an air regulator. Please purchase the following components when you need to regulate air pressure.

—	PF-0552010-B0	Air regulator (F.R. unit asm.)
—	GMD-01080000 × 2	Fixing screw for ER, unit asm.
—	F1021-003-000	Tube connector (male)
—	GAS-12063000 *	One-touch connector * Selection parts instead of the tube connector

Auto-lifter		
AK75	GAK-250000A0	Electromagnetic type
AK32	GAK-320000A0	Pneumatic type (knee-operated)
AK40	GAK-490000A0	Pneumatic type (pedal-operated)
AK52	GAK-520000A0	Pneumatic type (with chain-off thread suction device)
AK65	GAK-650000A0	Electromagnetic type
AK101	GAK-A01000A0	Pneumatic type (for servomotor)

Model	Part No.	Description	Feature
-------	----------	-------------	---------

Gathering device			
S159	MAS-159000A0	Swing-type gathering device (interlocked with pedal / for safety stitch machine)	The attachment opens with the presser foot pedal. This facilitates material setting on the machine. Furthermore, a knee-control type differential-feed adjusting device is built in the attachment. It controls a differential-feed ratio as desired, thereby enabling the operator to make beautiful gathers.
S160	MAS-160000A0	Swing-type gathering device (interlocked with pedal / for overlock machine)	
S161	MAS-161000A0	Swing-type gathering device (manual lever operated / for safety stitch machine)	The attachment is used to perform two different processes, joining fabric process and gathering process, at a time.
S162	MAS-162000A0	Swing-type gathering device (manual lever operated / for overlock machine)	The attachment can be opened/closed by using the lever (manually operated). The differential-feed ratio is controlled with the knee lever.

Blind hemming device			
L121	MAL-121000A0	Blind stitch hemming attachment	A ruler used for blind hemming in knits
L122	MAL-122001A0	Automatic folded-edge controlled blind hemming device	For (flat upper knits
	MAL-122002A0		For 110, 115, 220, 240V
	MAL-122001AA		For 220, 380, 415, 440V
	MAL-122002AA		For (square upper knits
L123	MAL-123000A0	Spring-type folded-edge controlled bottom hemming device	The attachment automatically detects the overlapped section of a material. Then, it makes the needle enter the material deeper to prevent stitch deviation.
			When the overlapped section of a material is reached, the blind hemming guide will move sufficiently to prevent stitch deviation.

Piping folder			
M056	MAM-0560J0A0	Piping folder	This piping folder makes a piping first, then turns up the tape.
M075	MAM-0750J0A0	Piping folder (to be used with knit tape)	This attachment can be used for both "cotton bias tape with gimp" and "knit tape". The operation mode can be changed over with a fingertip control.
M076	MAM-0760N0A0	Ready-made piping folder	The dimension of ready-made tapes can be adjusted within the range of 8 to 13mm.
M077	MAM-0770M0A0	Piping folder for gathering	The attachment makes gathers on the lower fabric while making decorative piping.

Guide, Ruler			
H153	MAH-153000A0	Cloth edge guide ruler (for overlock machine)	A swing type edge guide.
H154	MAH-154000A0	Cloth edge guide ruler (for safety stitch machine)	
Q141	MAQ-141000B0	Tape guide	This attachment is used attached on the machine head (face plate). It is used for tapes with the width of 7mm or less.
S084D	MAS-084000AD	Pattern guide	This attachment is used for overedging a sleeve bottom placket with a sharp curve. It enables the machine to smoothly sew the curved section of a sleeve bottom placket along with the guide pin of the presser foot.

Feller, Binder			
K006	MAK-0060T000	Upturn feller	This feller is exclusively used with the 3CD throat plate. It is attached on the throat plate.
N067	MAN-0670D0A0	Reinforcement tape attachment binder	This binder binds the edge of a pocket bag while cutting round its periphery.
N077	MAN-077000A0	Clean finish top and bottom	This binder unstitches a pocket bag and binding its periphery with tape simultaneously.

Miscellaneous			
Z173	MAZ-173000A0	Backlatch device (for 1-needle overlock machine)	It sews chain-off thread at the start of sewing inside overedged seam. With this device, the operator is no longer required to neatly arrange the chain-off thread. Rolled-in chain-off thread also works as a simplified bartack.

[Reference]

Combination table of "chain-off thread suction device" and "auto-lifter" which correspond to "chain-off thread trimming device".

Chain-off thread trimming device	Chain-off thread suction device	Auto-lifter
T039	MC-7A	AK65 (Electronic-stop motor or AC servomotor), AK101 (JUKI servomotor)
	MC-8	AK65 (Electronic-stop motor or AC servomotor), AK101 (JUKI servomotor)
	MC-9	— (MC-9 is equipped with an auto-lifter.)
T040	MC-7A	AK32 (any motor will do), AK65 (Electronic-stop motor or AC servomotor)
	MC-5	AK32 (any motor will do)
	MC-24	AK32 (any motor will do)
T041 or T042	MC-7A	AK49 (Motors other than JUKI servomotors are applicable.), AK65 (Electronic-stop motor or AC servomotor), AK101 (JUKI servomotor)
	*	AK52 (any motor will do) * AK52 is equipped with a chain-off thread suction device.
	MC-4	AK65 (Electronic-stop motor or AC servomotor)
	MC-8	AK65 (Electronic-stop motor or AC servomotor), AK101 (JUKI servomotor)
MC-9	— (MC-9 is equipped with an auto-lifter.)	

SPECIFICATIONS

Model name	MO-6904S	MO-6914S	MO-6916S
Stitch type	1-needle overlock	2-needle overlock	Safety stitching
Stitch style in the U.S.A.	504	514	516
Max. sewing speed	8,500rpm	8,000rpm	8,000rpm
Stitch length	0.8~4mm		1.5~4mm
Needle gauge (mm)	—	2.0, 2.4, 3.2	2.0, 3.2, 4.0, 4.8, 4.8+2.0
Overedging width (mm)	1.6, 3.2, 4.0, 4.8	3.2, 4.0, 4.8	3.2, 4.0, 4.8, 6.4
Differential feed ratio	For gathering 1:2(Max. 1:4), For stretching 1:0.7(Max. 1:0.6)		
Needle bar stroke	24.5mm		
Inclination angle of the needle	20°		
Needle bar bushing	Upper/lower bushing method		
Needle	DC×27(excluding some subclass model)		
Max. lift of the presser foot	7mm(excluding some subclass model)		
Max. presser foot pressure	63.7N (6.5kg)		
Upper knife	Flat knife		
Stitch adjusting method	By push-button		
Differential-feed adjusting method	By lever (with micro-adjustment)		
Weight of the machine head	28kg		
Lubrication	Automatic		
Lubricating oil	JUKI Machine Oil 18 (equivalent to ISO VG18)		
Needle cooler	Provided as standard (excluding MO-6945S)		
Needle thread heat remover	Provided as standard (excluding MO-6945S)		
Micro-lifter	Provided as standard		



JUKI CORPORATION HEAD OFFICE
 The environmental management system for products and services of JUKI CORPORATION and its subsidiaries, worldwide, has been certified for compliance with the requirements of the international standard ISO 14001:1998.
 The compliance of the design and production, the marketing of the products, the customer support, the sales and the service, etc. of the related manufacturing activities, based on the environmental management system, are aimed to the reduction of the environmental impact of the products and services provided by JUKI CORPORATION.

JUKI®

8-2-1, KOKURYO-CHO, CHOFU-SHI,
 TOKYO 182-8635, JAPAN
 PHONE : (81) 3-3430-4001~4
 FAX : (81) 3-3430-4908,4914
 TELEX : J22967
<http://www.juki.com>

JUKI CORPORATION
INTERNATIONAL SALES H.Q.

- * Specifications and appearance are subject to change without prior notice for improvement.
- * Read the instruction manual before putting the machine into service to ensure safety.
- * This catalog is printed on recycle paper.